

The Sheffield Sixth Form – Film Studies Pre-induction Summer Project

Welcome

Welcome to the A Level Film Studies Film Studies Pre-induction Summer Project. We very much look forward to welcoming you in September and as part of your preparation we have developed this booklet.


This work pack is designed to provide 15 hours of work (5 hours a week over 3 weeks) to prepare you for studying A Level Film Studies.

We currently have a Film and Media Extra-Curricular club. We try to pick different films, chosen by all the members of the class. The films are varied in genre (comedy; drama; family drama) and cover different topics (coming-of-age; social issues). We will explore more genres and topics. So far Ferris Bueller's Day Off; Contagion; Beautiful Boy...

Please bring your completed task with you during your first week of teaching.

Good luck!

AS LEVEL FILM STUDIES TASKS




SHOT TYPES

When making a film we use a variety of “shots”: they are the building block of a film, and with their different sizes, angles, movement and how they are connected to one another (editing), they create emotions and convey ideas. Being able to understand shot types is at the foundation of understanding films.

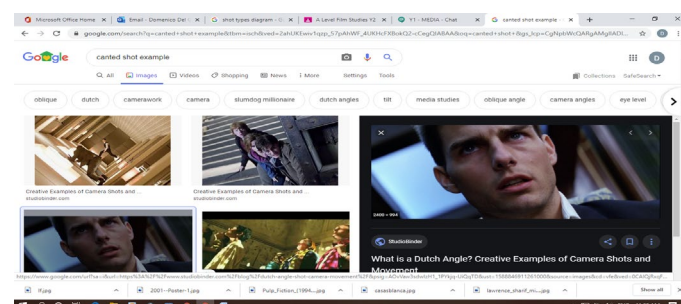
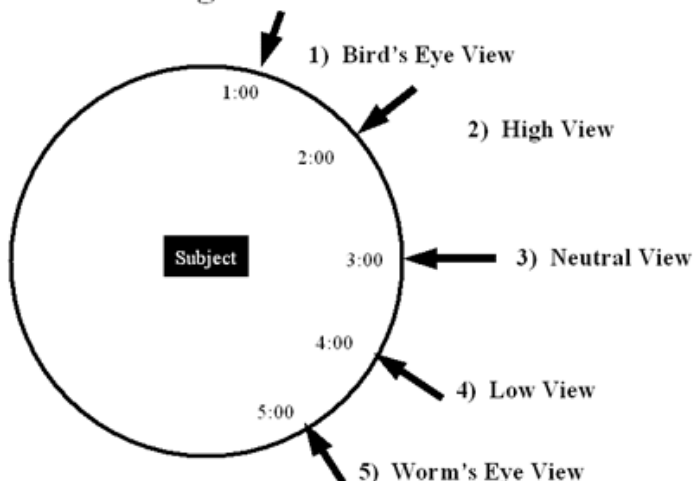
There are two ways to distinguish the shot types:

1. Size: the distance of the camera from its “subject”



2. Angle: the position of the camera in relation to the “subject”

Camera Angles



There is another angle, that when used, it makes look the image “tilted”: this is called “canted angle”, or “Dutch angle”

TASK 1 - SIZE

Making reference to the grid on page 1, can you identify these following shots in terms of their “size”? Also, could you guess what type of feeling, or emotion they convey?



Shot size 1

Feeling:



Shot size 2

Feeling:




Shot size 3

Feeling:



Shot size 4

Feeling:



Shot size 5

Feeling:

TASK 2 – ANGLES

Making reference to the grid on page 1, can you identify these following shots in terms of their “angle”? Also, could you guess what type of feeling, or emotion they convey? One has already been done for you



Camera angle 1; Neutral; or “eye-level”

Feeling: the most common shot. It is considered to be emotionally neutral and is best used for straight, factual presentation



Camera angle 2

Feeling:



Camera angle 3

Feeling:



Camera angle 4

Feeling:



Camera angle 5

Feeling:



Camera angle 6:

Feeling:

TASK 3– GENRE

Genre is one of the most important concepts in film studies. It helps producers, film-makers and scriptwriters to create the perfect film that audiences want. Each genre has its own “**codes and conventions**” - in other words: its **rules**. For examples, in a sci-fi film we expect to see aliens, or spaceships, or impossible worlds. In an action film we expect to see a “hero” that fights the bad guy/s and win.

Also, genres change with time: what was scary for the audience in a horror film in the 1930s it is not scary anymore.

So, what is your favourite genre? Write a short essay where you discuss the following topics;

1. Your favourite genre: why do you like it?
2. What are the codes and conventios (rules) of your favourite genre/
3. What are the key films in your favourite genre?
4. Do you think that your favourite genre has changed through the years?